







Adults and Communities Performance 2025/26



April to June 2025


Performance Rating and Progress

	Performing better than the latest national average or local target		Performance has improved on last year
	Performing similar to the latest national average or local target		Performance is similar to last year
	Performing below the latest national average or local target		Performance is not as good as last year

PREVENT NEED

Leicestershire County Council's Strategic Plan 2022-26	Safe and Well Carers and People with care needs are supported to live active, independent, and fulfilling lives
---	---

Measure	Description	Aim	Rating	Progress	2025/26 Performance	2024/25 Performance
ASCOF 3C1	% of SUs who find it easy to find information	High	66.4% 23/24 Nat. Ave.		Survey is annual and will next run in February 2026	61.1%
ASCOF 3C2	% of carers who find it easy to find information	High	59.1% 23/24 Nat. Ave.		Survey is biennial and will next run in October 2025	56.1%

Measure	Description	Aim	Rating	Progress	2025/26 Performance	2024/25 Performance
Local	Hours of Volunteering (Heritage & libraries)	High	5.1k Local Q1 Milestone		6.5k	5.6k

Leicestershire County Council's Strategic Plan 2022-26	Great Communities Cultural and historical heritage are enjoyed and conserved
---	--

Measure	Description	Aim	Rating	Progress	2025/26 Performance	2024/25 Performance
Local	Heritage visits	High	41.6k Local Q1 Milestone	▲	41.0k	39.1k
Local	Library visits	High	195.0k Local Q1 Milestone	▲	196.4k	155.1k
Local	Total library loans	High	588.3k Local Q1 Milestone	◀▶	597.9k	599.0k
Local	Junior loans	High	187.5k Local Q1 Milestone	▼	159.1k	186.2k
Local	E-loans	High	315.0k Local Q1 Milestone	▲	322.6k	279.4k
Local	Total community library issues ¹	N/A	For Information Only	N/A	50.1k	69.5k
Local	Community library children's issues.	N/A	For Information Only	N/A	24.9k	39.0k
Local	Attendances at Creative Learning Service workshops	High	20.0k Local Milestone Jun-25 (Academic year)	◀▶	21.6k	22.1k

Leicestershire County Council's Strategic Plan 2022-26	Strong Economy, Transport, and Infrastructure There is close alignment between skill supply and demand
---	--

Measure	Description	Aim	Rating	Progress	2024/25 Performance	2023/24 Performance
Local	Leicestershire Adult Learning Service (LALS) Success Rate	High	84.0% Local Target 2024/25 (Academic year)	◀▶	84.8%	85.8%

¹ The new Library Management System does not allocate 'online' renewals to the original issuing site, just to 'web'. Therefore, community ran library figures for 2025/26 appear lower in the count as they do not include online renewals.

REDUCE NEED

Leicestershire County Council's Strategic Plan 2022-26

Improved Opportunities

Young people and adults are able to aim high and reach their full potential

Measure	Description	Aim	Rating	Progress	2025/26 Performance	2024/25 Performance
ASCOF 2E	% of adults with a learning disability living at home or with family	High	81.6% 23/24 Nat. Ave.		87.1% (1,227 out of 1,408)	87.2% (1,198 out of 1,374)

Leicestershire County Council's Strategic Plan 2022-26

Safe and Well

Carers and People with care needs are supported to live active, independent, and fulfilling lives

Measure	Description	Aim	Rating	Progress	2025/26 Performance	2024/25 Performance
ASCOF 5A1	% of SUs who had as much social contact as they would like	High	45.6% 23/24 Nat. Ave		Survey is annual and will next run in February 2026	39.6%
ASCOF 5A2	% of carers who had as much social contact as they would like	High	30.0% 23/24 Nat. Ave.		Survey is biennial and will next run in October 2025	25.4%
Local	Number of people awaiting a care assessment	Low	<672 Position as at Mar 2025		599 End of June 2025	672 End of March 2025
Local	Number of people awaiting a care assessment for more than six months	Low	<61 Position as at Mar 2025		50 (8.3% of total waiting at end of Mar-25)	61 (9.1% of total waiting at end of Mar-25)

DELAY NEED

Leicestershire County Council's Strategic Plan 2022-26

Safe and Well

Carers and People with care needs are supported to live active, independent, and fulfilling lives

Measure	Description	Aim	Rating	Progress	2025/26 Performance	2024/25 Performance
ASCOF 2A	% of people who had no need for ongoing services following reablement	High	79.4% 23/24 Nat. Ave	▼	82.8% (911 out of 1,100)	88.7% (3,912 out of 4,408)
ASCOF 2D <i>BCF²</i>	Living at home 91 days after hospital discharge and reablement	High	83.8% 23/24 Nat. Ave	▼	88.3% (596 out of 675)	90.7% (582 out of 642)
ASCOF 2B	Permanent admissions to care (aged 18-64) per 100,000 pop.	Low	15.2 per 100k pop. 23/24 Nat. Ave	◀▶	14.3 per 100k Pop. Forecast 62 Admissions in 25/26	14.7 per 100k Pop. Actual 64 Admissions in 24/25
ASCOF 2C <i>BCF</i>	Permanent admissions to care (aged 65+) per 100,000 pop.	Low	566.0 per 100k pop. 23/24 Nat. Ave	▲	572 per 100k Pop. Forecast 881 Admissions in 25/26	599 per 100k Pop. Actual 923 Admissions in 24/25


² The Better Care Fund (BCF) programme supports local systems to successfully deliver the integration of health and social care in a way that supports person-centred care, sustainability and better outcomes for people and carers.

MEET NEED

Leicestershire County Council's Strategic Plan 2022-26

Safe and Well




Carers and People with care needs are supported to live active, independent, and fulfilling lives

Measure	Description	Aim	Rating	Progress	2025/26 Performance	2024/25 Performance
ASCOF 3D	Adult aged 18+ receiving direct payments	High	25.5% 23/24 Nat. Ave		32.7% (1,677 out of 5,135)	33.0% (1,671 out of 5,069)

Leicestershire County Council's Strategic Plan 2022-26

Safe and Well

People at most risk are protected from harm

Measure	Description	Aim	Rating	Progress	2025/26 Performance	2024/25 Performance
ASCOF 4A	% of service users who say they feel safe	High	71.1% 23/24 Nat. Ave.		Survey is annual and will next run in February 2026	66.8%
ASCOF 4B	% of safeguarding enquiries where the identified risk was reduced or removed	High	National data not yet published		94.4% (234 out of 248)	95.3% (645 out of 677)
Local	% of service users who received their annual review	High	58.8% 23/24 Nat. Ave		77.1% (4,044 out of 5,245)	77.5% (4,000 out of 5,159)

This page is intentionally left blank